

STILO-CAN STERNAL CRISTA ILIAC ASPIRATION NEEDLE

ILIAC CREST / STERNAL ASPIRATION PROCEDURE

Check whether the package is sterile before use. The sterility of an open and destroyed packaged product is impaired and it cannot be used. The patient is prepared for the procedure and the patient is maintained in the appropriate position during the procedure.

1. The package is opened in hygienic conditions.
2. Check the needle to make sure it is not damaged in any way. The plastic protective tip is removed. If there is any damage, no try to repair it.
3. The clothes in the area to be aspirated are completely removed. The area to be aspirated is sterilized by applying a cover and aseptic technique (Figure 2 - Figure 4).
4. After the povidone-iod (or disinfectant that can be used for skin disinfection) is poured onto the sterile gauze, the skin is cleaned by drawing circles that expand in such a way that the aspiration site is in the center.
5. The area to be aspirated is covered with a sterile perforated cover, a sterile glove is worn and the procedure area is wiped 2 times with a sterile gauze with a povidone-iod poured over it by the doctor. Wait 20 seconds between wiping.
6. Local anesthesia is applied to the area to be aspirated.
7. Skin incision is made with lancet in the area to be aspirated.
8. The depth adjustment screw can be adjusted according to the process.

In Sternal Aspiration operations, the depth adjustment screw is used to provide depth control in the intervened area. You can move the depth adjustment screw clockwise as shown in Figure 1.

9. The patient is entered from where the sample will be taken and the needle is held perpendicular to the surface. Light pressure is applied, and bone marrow is reached when resistance is encountered. To enter the bone marrow, press more strongly and slowly turn the needle clockwise and counterclockwise. Entry into the marrow cavity is usually understood by a decrease in resistance.
10. The stylet of the needle is removed and a luer lock injector is attached. Ensure that the luer lock injector is properly seated and secured (Fig. 3).
11. When inserting the syringe, make sure that the needle does not move.
12. The desired amount of bone marrow is aspirated into the syringe.
13. When the procedure is finished, the needle is slowly removed from the patient.
14. After the process is completed, the needle and syringe are disposed of in accordance with the medical waste rules.

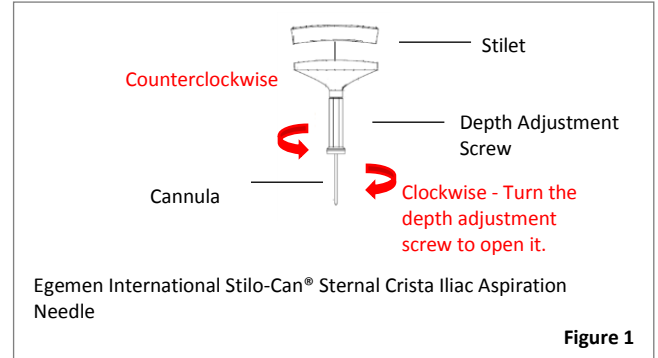


Figure 1

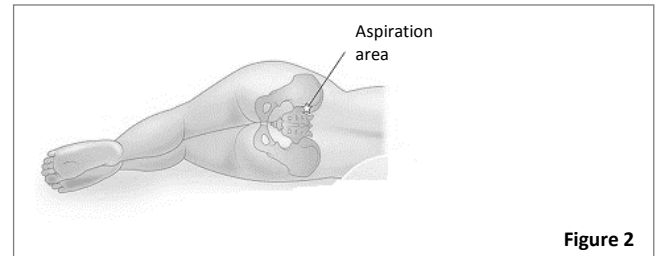


Figure 2

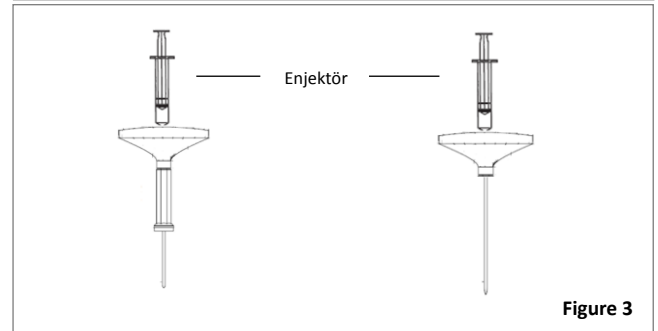


Figure 3

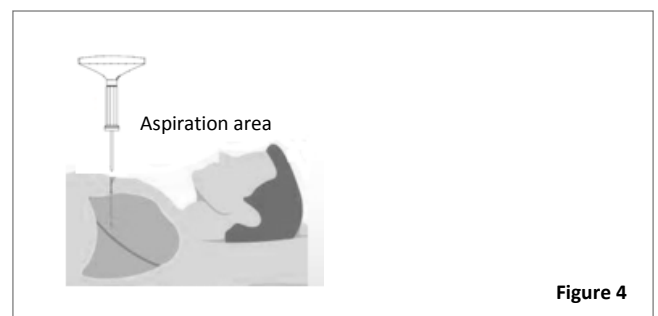


Figure 4

STILO-CAN STERNAL CRISTA ILIAC ASPIRATION NEEDLES MODEL LIST:

Reference Code	Product Description
SC1440	Sternal Crista Iliac Aspiration Needle, 14Gx40mm
SC1540	Sternal Crista Iliac Aspiration Needle, 15Gx40mm
SC1640	Sternal Crista Iliac Aspiration Needle, 16Gx40mm
SC1840	Sternal Crista Iliac Aspiration Needle, 18Gx40mm

STILO-CAN STERNAL CRISTA ILIAC ASPIRATION NEEDLE

INDICATIONS:

- Used for sampling from bone marrow.

CONTRAINDICATIONS:

- Bleeding disorders.
- Active skin or soft tissue infection at the site of application.
- Thrombocytopenia (Low platelet count).
- Patients using anticoagulants.

RISKS:

- Excessive bleeding
- Infection
- Prolonged discomfort at the biopsy site
- Penetration of the sternum during internal aspiration may cause heart or lung problems.

SIDE EFFECTS:

- Bruising
- Discomfort at the biopsy site



WARNINGS:

- In this medical device, interventions during and after the application should be performed **by doctors who are experts in their field.**

- Sterilized with ethylene oxide.
- Check needle size and expiry date.
- Do not use torn and damaged opened packages. It is not sterile.
- Store in a cool, dry, dust-free environment.
- The cannula may bend or break if excessive force is applied during application.
- In the event of any serious incident about the device, it must be reported to the manufacturer and to the competent authority.
- After use, dispose of the device according to the rules of medical waste.
- Do not perform any procedure other than technical during the application.
- Use this device only for the specified purpose.
- This medical device is for single use only. Re-use or re-sterilization after opening the original packaging is dangerous and may result in cross-contamination, infection and trauma.

NOTE: The instructions written in this manual and in other sources of Egemen International® (TMT Tıbbi Medikal Malz. San. Tic. Aş.) are not intended to describe or suggest any medical or surgical technique. The use of the device is based on the physician's own clinical training and responsibility.

SYMBOLS:



Sterilized using ethylene oxide



Keep dry



Do not re-use



Humidity limitation



Do not use if package is damaged



Batch code



Use-by date



Do not re-sterilize



Date of manufacture



Non-pyrogenic



Temperature limit



Keep away from sunlight



Consult (e IFU) instructions for use
www.egemen.com.tr

Manufacturer:



TMT TIBBİ MEDİKAL MALZ. SAN. TİC. AŞ.

Fatih Mah.1188 Sok.No14 PK 35414

Sarıç, Gaziemir – İzmir / Turkey

(Tel: + 90232 278 15 93; Fax: + 90 232 279 32 08)



Emergo Europe: Prinsessegracht 20, 2514 AP,

The Hague, **The Netherlands.**



INSTRUCTION MANUAL



STILO-CAN STERNAL CRISTA ILIAC ASPIRATION NEEDLE

Sterilization Adress: Fatih Mah.1188 Sok. No:14 PK:35414 Sarnıç / Gaziemir / İzmir/TURKEY

Warehouse Adress: Fatih Mah. 1188 Sok. No: 12/A PK:35414 Sarnıç / Gaziemir / İzmir/TURKEY