

CHIBA NEEDLE

1. Used for the purpose of soft tissue and body fluid aspiration.
2. Before use check to see if unit package is undamaged. Do not use if package is damaged or open, sterility is impaired.
3. Prepare the patient for the procedure and keep in a steady position.
4. Open unit package using aseptic practice.
5. Check the needle to make sure the device is not damaged in any way. If device is damaged do not try to repair it.
6. Remove needle protective cover and start the puncture.
7. Once reaching to the lesion and / or sample point, remove the stylet.
8. Connect a luer lock syringe, paying attention to connect syringe correctly and tightly.
9. Make sure needle is not moved while connecting the syringe.
10. Pull back syringe piston. Release the piston and gently remove needle from the patient.
11. Place needle tip on a laboratory glass slide and insert stylet to recover aspirated tissue sample.
12. If necessary place the syringe and push its piston to force tissue sample out of the cannula.
13. Complete the procedure; dispose needle and syringe according to medical waste disposable regulations.

CHIBA NEEDLE LIST OF MODELS:

Colour Code:	Reference / Order Code:	Product Description:
Pink	CH18	Chiba Needle, 18G
Pink	CH18100	Chiba Needle, 18Gx100mm
Pink	CH18150	Chiba Needle, 18Gx150mm
Pink	CH18200	Chiba Needle, 18Gx200mm
Yellow	CH20	Chiba Needle, 20G
Yellow	CH20100	Chiba Needle, 20Gx100mm
Yellow	CH20150	Chiba Needle, 20Gx150mm
Yellow	CH20200	Chiba Needle, 20Gx200mm
Green	CH21	Chiba Needle, 21G
Green	CH21150	Chiba Needle, 21Gx150mm
Green	CH21200	Chiba Needle, 21Gx200mm
Black	CH22	Chiba Needle, 22G
Black	CH22100	Chiba Needle, 22Gx100mm
Black	CH22150	Chiba Needle, 22Gx150mm
Black	CH22200	Chiba Needle, 22Gx200mm

INDICATIONS:

- Image guided aspiration biopsy of soft tissue and body fluids for diagnostic purpose.
- Image guided drainage.

CONTRAINDICATIONS:

- Uncorrectable bleeding disorders
- Patient's inability to cooperate during the procedure.

RISKS:

- Infection
- Bleeding

SIDE EFFECTS

- Pain














⚠️ WARNINGS:

- All interventions related with the use of this medical device during and after its application should be conducted only by a doctor specialized in the subject.
- Do not use if package is torn or damaged. These are not sterile.
- Store in cool, dry and dust free environments.
- Needle cannula can be bent or broken upon applying excessive force during insertion.
- In case of a serious incident, it has to be reported to manufacturer and competent authorities.
- After use dispose device according to medical waste disposal regulations.

CHIBA NEEDLE

- Do not apply any techniques other than the approved procedure.
- Use this medical device only for the mentioned intended purpose.
- This medical device is for single use only. Reuse or re-sterilization of the original package after opening is dangerous and can cause cross contamination, infection and trauma.

SYMBOLS:

	Sterilized using ethylene oxide		Keep dry		Do not re-use		Humidity limitation
	Do not use if package is damaged		Batch code		Use-by date		Do not re-sterilize
	Date of manufacture		Non-pyrogenic		Temperature limit		Keep away from sunlight
	Consult (e IFU) instructions for use www.egemen.com.tr						

Note: Measurement lines are marked at 1 cm. intervals with a tolerance of $\pm 2\%$, single bold line at 5cm, double bold line at 10cm and three bold lines at 15cm.

Information in this manual and information from other TMT Tıbbi Medikal Malzeme San. ve Tic. A.Ş. sources indicates procedure only for guidelines. Use of the device should be based on the clinical training of the doctor.



Manufacturer:

TMT TIBBİ MEDİKAL MALZ. SAN. TİC. AŞ.
Fatih Mah.1188 Sok.No14 PK 35414
Sarıç, Gaziemir – İzmir / Turkey
(Tel: + 90232 278 15 93; Fax: + 90 232 279 32 08)



Emergo Europe: Prinsessegracht 20, 2514 AP,
The Hague, **The Netherlands.**

Sterilization Adress: Fatih Mah.1188 Sok. No:14 PK:35414 Sarıç / Gaziemir / İzmir/TURKEY

Warehouse Adress: Fatih Mah. 1188 Sok. No: 12/A PK:35414 Sarıç / Gaziemir / İzmir/TURKEY